

Ayako Kato Solo Then: I am sitting in a room Lighting Plot

Costume: Navy blue one piece; Prop: Blue chair (Marked and Set during the Intermission, maybe toward the end of it.)

“I am sitting in a room” repeats 32 times. So below I will be explaining what happens one by one with time, so that you can know where I am.

Thanks.

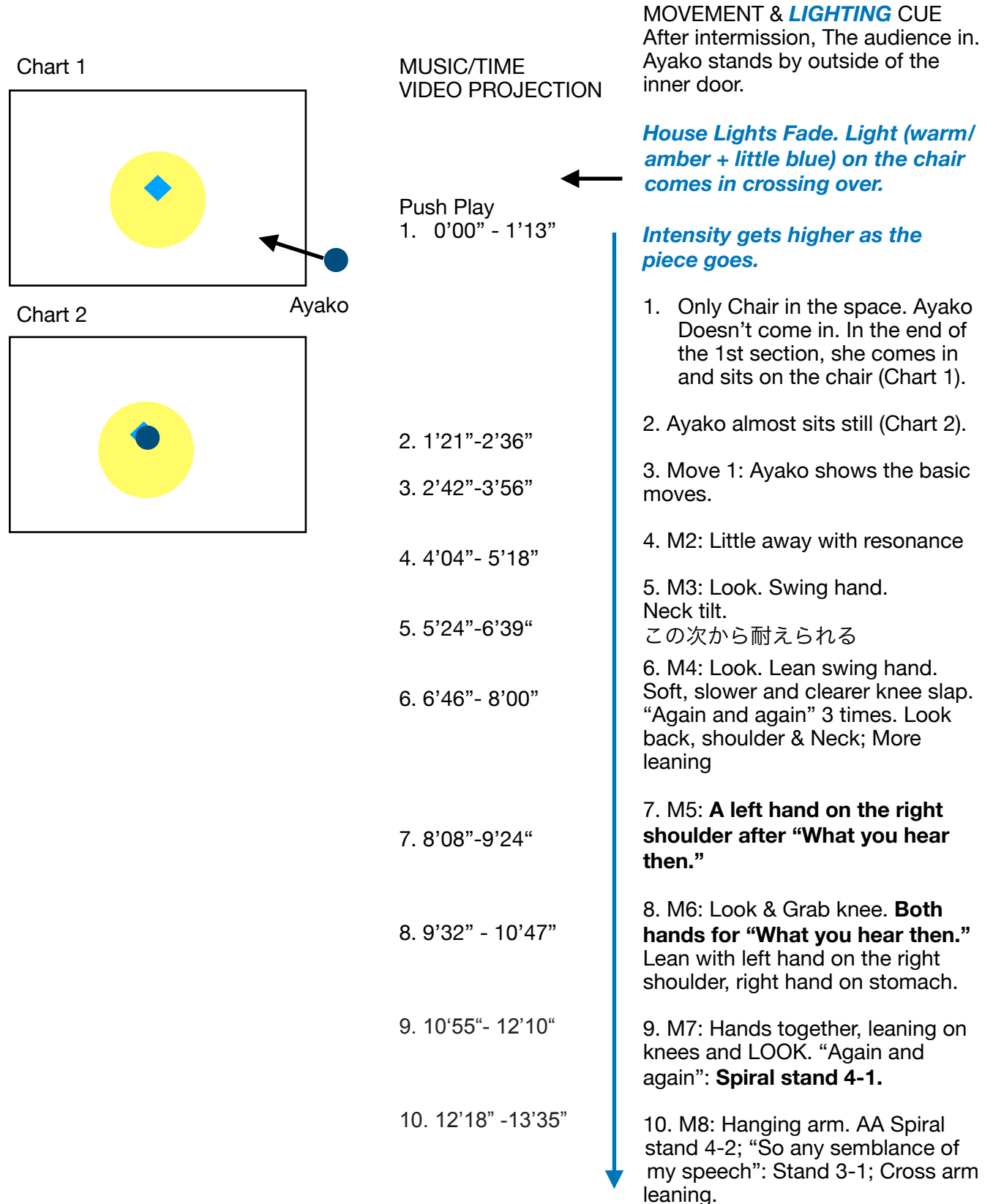


Chart 3




Chart 4 (12-14)

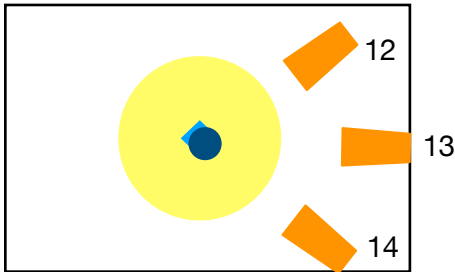


Chart 5 (15 - 17)

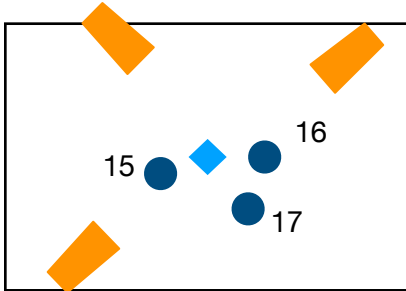


Chart 6 (18-20)

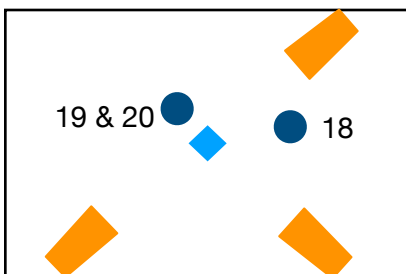
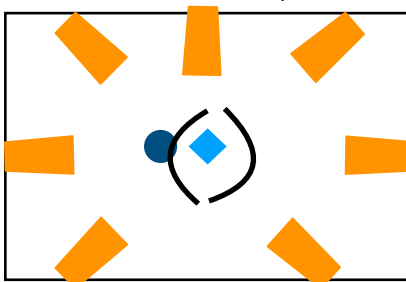


Chart 7 (21 & 22)



MUSIC/TIME
VIDEO PROJECTION

11. 13'42" -14'59"

12. 15'06" - 16'21"

13. 16'30"-17'44"

14. 17'52"- 19'10"

15. 19'15"- 20'30"

16. 20'37" - 21'53"

17. 22'01"-23'19"

18. 23'27"-24'46"

19. 24'53"-26'10"

20. 26'18"- 27'43"

21. 27'43" -29'00"

22. 29'07"-30'28"

MOVEMENT & **LIGHTING** CUE

11. M9: Quick lean with hands together. Hanging arm. Very soft knee slap. AA Stand 4-3; ASOMS: Stand 3-2; Hang arms "Nnn...not so much." (Chart 3)

LIGHTING begins to cross over with slight dimming of the center area and rotation of side lights from ... (I imagine to see shadows from multi directions on the floor while I myself is lit from different angles. Let's discuss! Thank you!)

12. M10: With breath in sequence, lean, look, drop/hang, heavy, bounce connection AASS 4-4 in sequence with ASOMS 3-3; Sit again. "what you will hear then" stand 3-1, "Nnn..." Slight lifted arms.

13. M11: Both hands drop; Goowey, AA Stand up, Rotate look at the chair. Come back. WYHT Stand 3-2; Nnn Lifted arms.

14. M12: Last sitting on the chair. Everything in sequence. AA Stand, ASOMS keep standing, Sit, WYHT 3-3, Sit, Arms lifted.

Roll to the next to the chair on the right.

15. M13: Ayako does the movement on the right side of the chair.

16. M14: Ayako shifts to the left of the chair.

17. M15: Ayako shifts to the front of the chair, facing to it.

18. M16: Ayako stands left side from the chair with a bit of distance.

19. M17: Ayako stands behind the chair. Let the chair lean on to her and lay it down and she lie down.

20. M18: Go on the belly, AA, WYHT

21. M19: Ayako let the chair stand again. Stand behind the chair. Move in line with it.

22. M20: Rotate the chair. Gaze out.

Chart 8 (23 & 24)




Chart 9 (25 & 26)

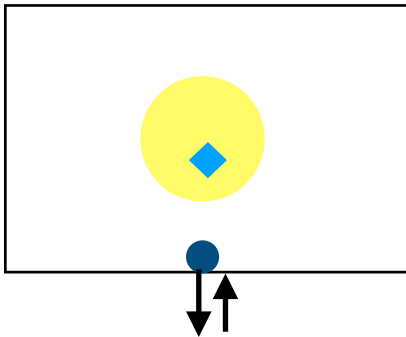


Chart 10 (27)

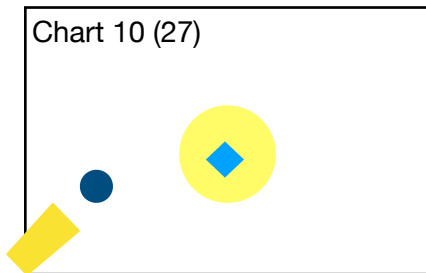


Chart 11 (28 - 30) I have no idea to lit the back area with existing lights at this point! Maybe use Green Tea ones?

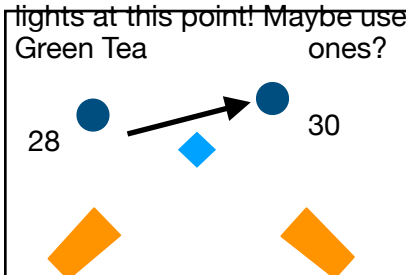
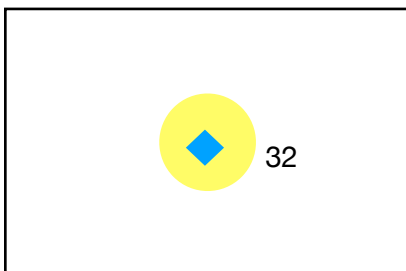


Chart 12 (31 & 32)



MUSIC/TIME
VIDEO PROJECTION

23. 30'35" -31'53"

24. 32'01" -33'19"

25. 33'24" -33'44"

VIDEO of the rock and sea in the back comes in.

26. 34'52" -36'16"

27. 36'19" -37'46"

28. 37'49" -39'11"

29. 39'14" - 40'37"

30. 40'42" -42'02"

31. 42'10" -43'34"

32. 43'38" -45'08"

THANK YOU!!!

MOVEMENT & **LIGHTING** CUE

LIGHTING gradually changes over to center area

23. M21: Ayako stands on the right side of the chair. Gradually sits down beside the chair.

24. M22: Face down to the chair. "WYHT" look up and stand up.

25. M23: Ayako back up to the audience. She goes up stairs and sits down. She stands up again and come to the frontward. **Front area (?) and House LIGHT gradually gets brighter along with Ayako's entrance to the audience.**

26. M24: Ayako moves with the AA gesture. She starts to move to the downstage right.

27. M25: Ayako becomes the shadow. (AA to the heart as shadow) **Foot LIGHT from the downstage right so that Ayako's shadow and the projection overlap** (Chart 10).

28. M26: Big AA Gesture to the earth. **Upstage area slightly lit**

29. M27: Big AA to the heaven.

30. M28: Big Slow AA to the Heart. Leaves. **Upstage area FO when Ayako leaves.**

31. Empty space. Only Video running (Chart 12).

LIGHTING FI on the chair*

32. Empty space. Only Video running (Chart 12).

*I am thinking moving the chair slightly forward between 24 & 25. Let's see how wide the focus can be and I would like to mark it for the beginning and to see how far I can move the chair to the front.